



District Report Card: 2017


State: Assam	District: Sonitpur
Class: 5	Subject: Language
Schools: 61	Students: 995


Participation/Coverage


Students

<div>GENDER</div> <div></div>	Boys		Girls	
	Number	%	Number	%
	470	47.24	525	52.76

<div>AREA</div> <div></div>	Rural		Urban	
	Number	%	Number	%
	933	93.77	62	6.23

<div>CATEGORY</div> <div></div>	SC		ST		OBC		GEN	
	Number	%	Number	%	Number	%	Number	%
	86	8.64	110	11.06	443	44.52	356	35.78

<div>CWSN</div> <div></div>	LD	VI	HI	S&LD	ID	Oth
	2	2	1	0	0	0

<div>Management</div> <div></div>	Government		Government-aided	
	Number	%	Number	%
	869	87.34	126	12.66

Average Performance of Students in Language (%)

Overall	Gender		Area		Management		Social Group			
	Male	Female	Rural	Urban	Govt.	Aided	SC	ST	OBC	GEN
53.37	53.25	53.49	52.93	60.11	54.35	46.67	53.26	54.30	53.15	53.39

Performance on Learning Outcomes (LOs)

Learning Outcomes	Description	Average Performance(%)
L504	Reads and comprehends independently storybooks, news items/ headlines, advertisements etc.	53.07
L508	Reads text with comprehension, locates details and sequence of events	53.53

Range of Performance of Students who Answered Correctly							
Below 30%		30% - 50%		50% - 75%		Above 75%	
Number	%	Number	%	Number	%	Number	%
189	18.99	256	25.73	359	36.08	191	19.20

Lowest Performing Learning Outcomes (LOs)

- 1 - Reads and comprehends independently storybooks, news items/ headlines, advertisements etc. (53.07)
- 2 - Reads text with comprehension, locates details and sequence of events (53.53)